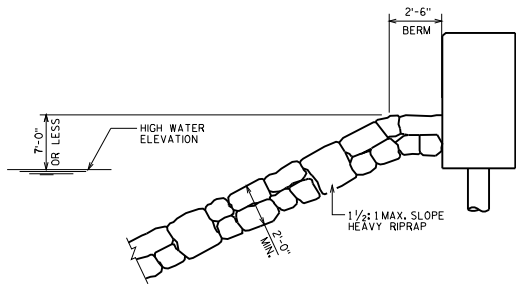


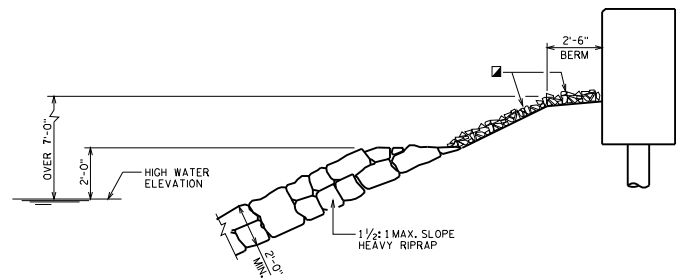
**ALTERNATE ①**  
NORMAL CONDITION FOR EMBANKMENT FILLS

**ALTERNATE ②**  
USE WHERE BERM ELEVATION IS LESS THAN 7'-0" ABOVE HIGH WATER

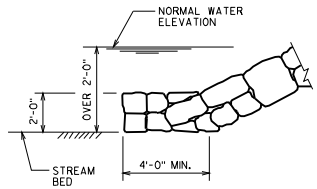
**ALTERNATE ③**  
USE WHERE BERM ELEVATION IS OVER 7'-0" ABOVE HIGH WATER



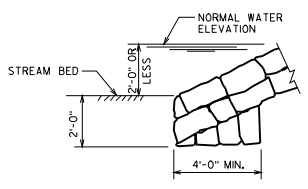
**SECTION A-A**



**SECTION B-B**



**TOE DETAIL**  
NORMAL WATER ELEVATION > 2'-0" ABOVE STREAM BED



**TOE DETAIL**  
NORMAL WATER ELEVATION ≤ 2'-0" ABOVE STREAM BED

HEAVY RIPRAP OR OTHER SLOPE PROTECTION

**PLACEMENT OF HEAVY RIPRAP AT RIVER CROSSINGS**

STATE OF WISCONSIN  
DEPARTMENT OF TRANSPORTATION  
STRUCTURES DEVELOPMENT SECTION

APPROVED: Scot Becker DATE: 7-08