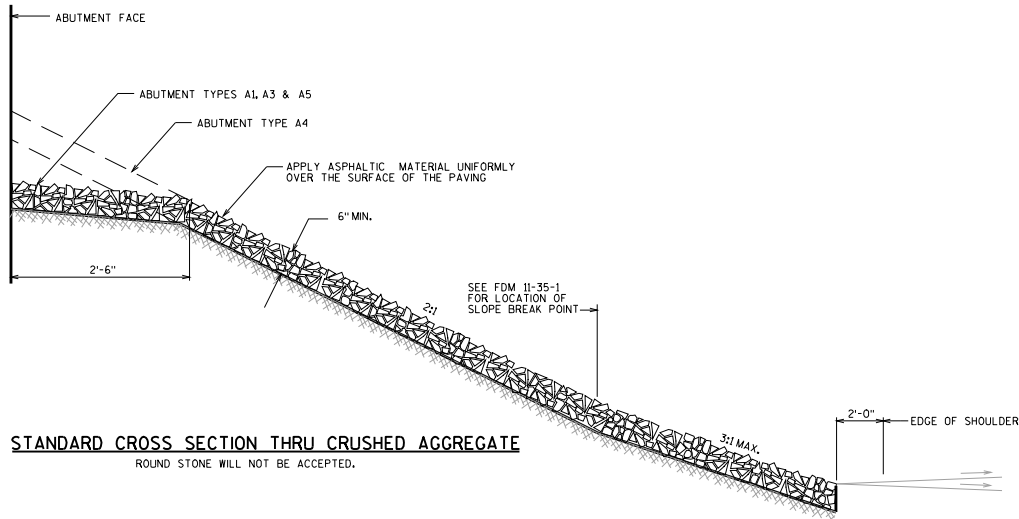
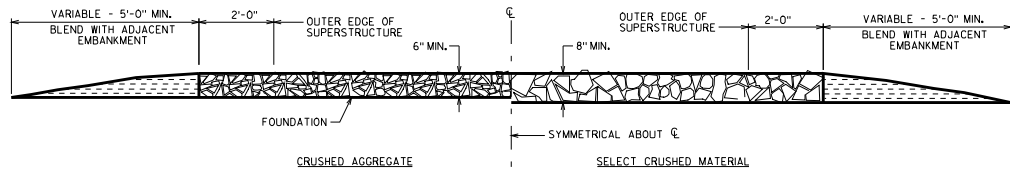


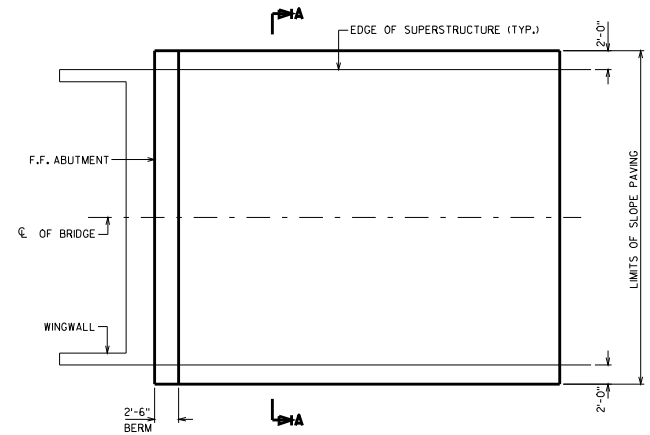
STANDARD CROSS SECTION THRU SELECT CRUSHED MATERIAL
 ASPHALTIC MATERIAL SHALL NOT BE APPLIED TO THE SURFACE OF SELECT CRUSHED MATERIAL.



STANDARD CROSS SECTION THRU CRUSHED AGGREGATE
 ROUND STONE WILL NOT BE ACCEPTED.



SECTION A-A



PLAN

GENERAL NOTES

DETAILS OF CONSTRUCTION, MATERIALS AND WORKMANSHIP NOT SHOWN ON THIS DRAWING SHALL CONFORM TO THE PERTINENT REQUIREMENTS OF THE STANDARD SPECIFICATIONS.

WOOD FORMS MAY BE LEFT IN PLACE WHEN OF A QUALITY ACCEPTABLE TO THE ENGINEER.

PREFERRED SECTION SHOWN. FOR ALTERNATE SECTION SEE FDM 11-35-1.

SLOPE PAVING - STRUCTURES (CRUSHED AGGREGATE & SELECT CRUSHED MATERIAL)

STATE OF WISCONSIN
 DEPARTMENT OF TRANSPORTATION
 STRUCTURES DEVELOPMENT SECTION

APPROVED: Scot Becker DATE: 7-08