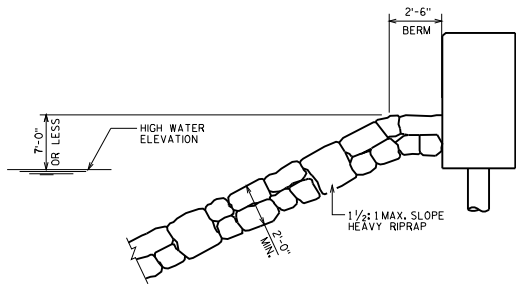


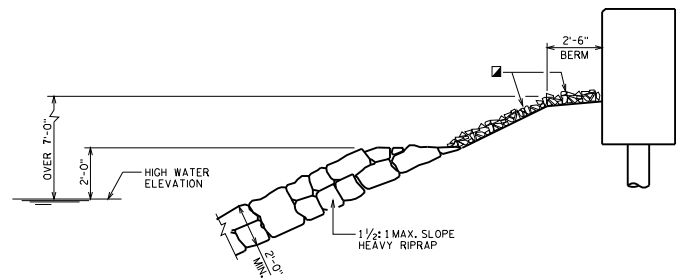
**ALTERNATE ①**  
NORMAL CONDITION FOR EMBANKMENT FILLS

**ALTERNATE ②**  
USE WHERE BERM ELEVATION IS LESS THAN  
7'-0" ABOVE HIGH WATER

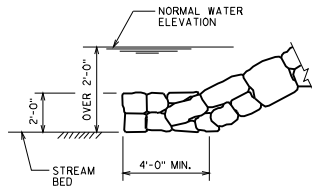
**ALTERNATE ③**  
USE WHERE BERM ELEVATION IS OVER  
7'-0" ABOVE HIGH WATER



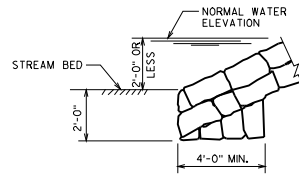
**SECTION A-A**



**SECTION B-B**



**TOE DETAIL**  
NORMAL WATER ELEVATION > 2'-0" ABOVE STREAM BED



**TOE DETAIL**  
NORMAL WATER ELEVATION ≤ 2'-0" ABOVE STREAM BED

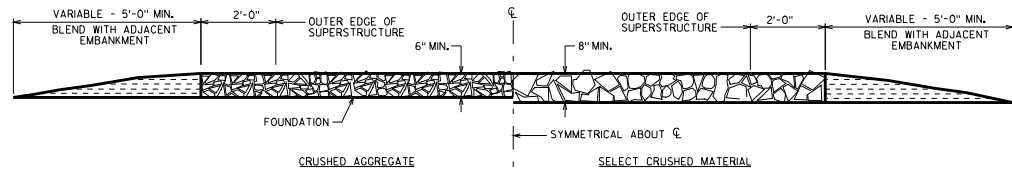
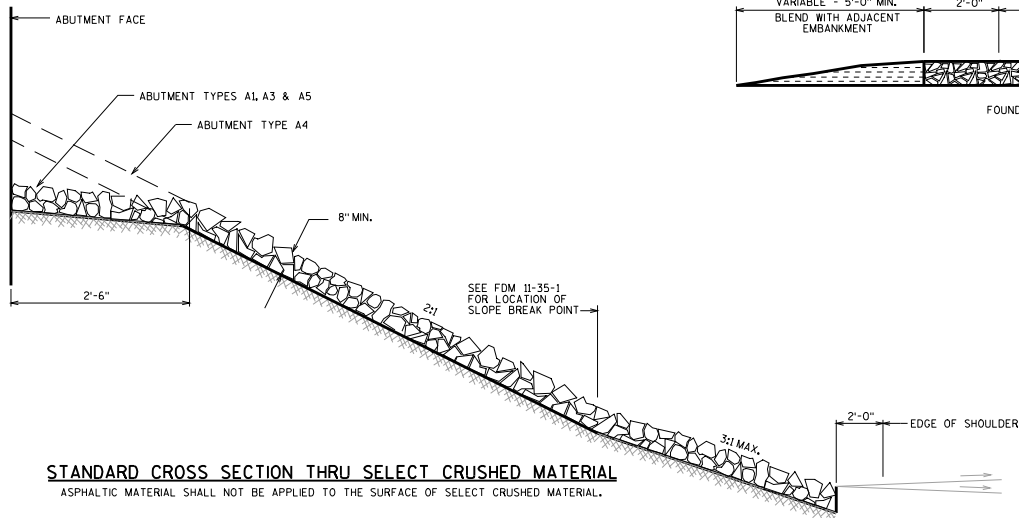
HEAVY RIPRAP OR OTHER SLOPE PROTECTION

**PLACEMENT OF HEAVY RIPRAP  
AT RIVER CROSSINGS**

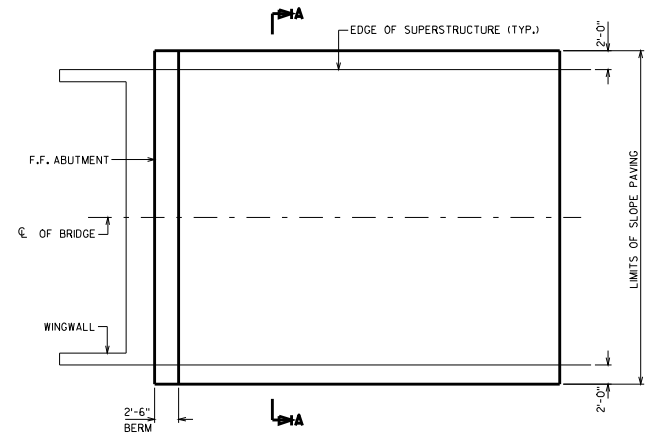
STATE OF WISCONSIN  
DEPARTMENT OF TRANSPORTATION  
STRUCTURES DEVELOPMENT SECTION

APPROVED: *Scot Becker*

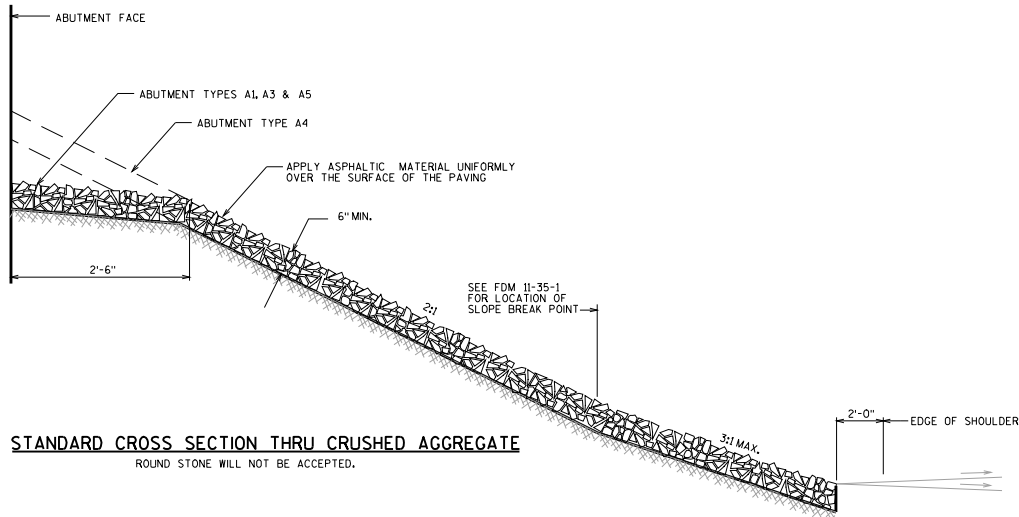
DATE:  
7-08



**SECTION A-A**



**PLAN**



**GENERAL NOTES**

DETAILS OF CONSTRUCTION, MATERIALS AND WORKMANSHIP NOT SHOWN ON THIS DRAWING SHALL CONFORM TO THE PERTINENT REQUIREMENTS OF THE STANDARD SPECIFICATIONS.

WOOD FORMS MAY BE LEFT IN PLACE WHEN OF A QUALITY ACCEPTABLE TO THE ENGINEER.

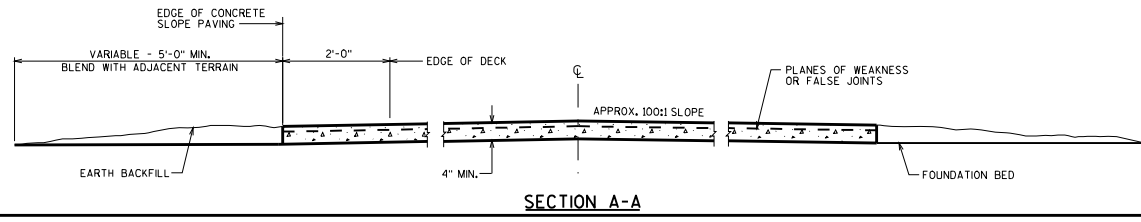
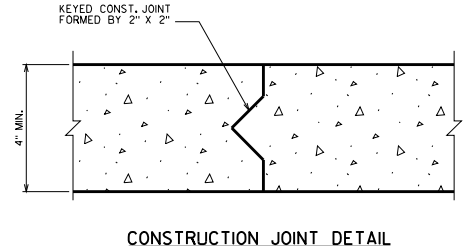
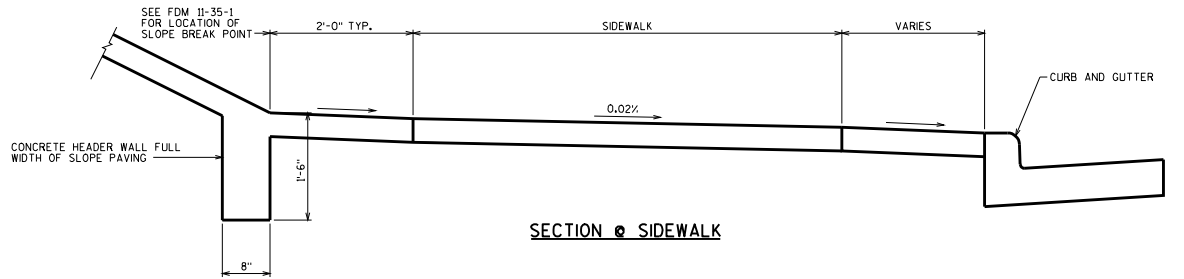
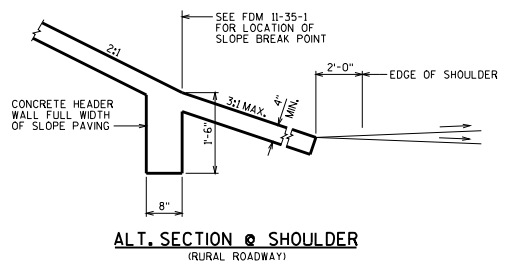
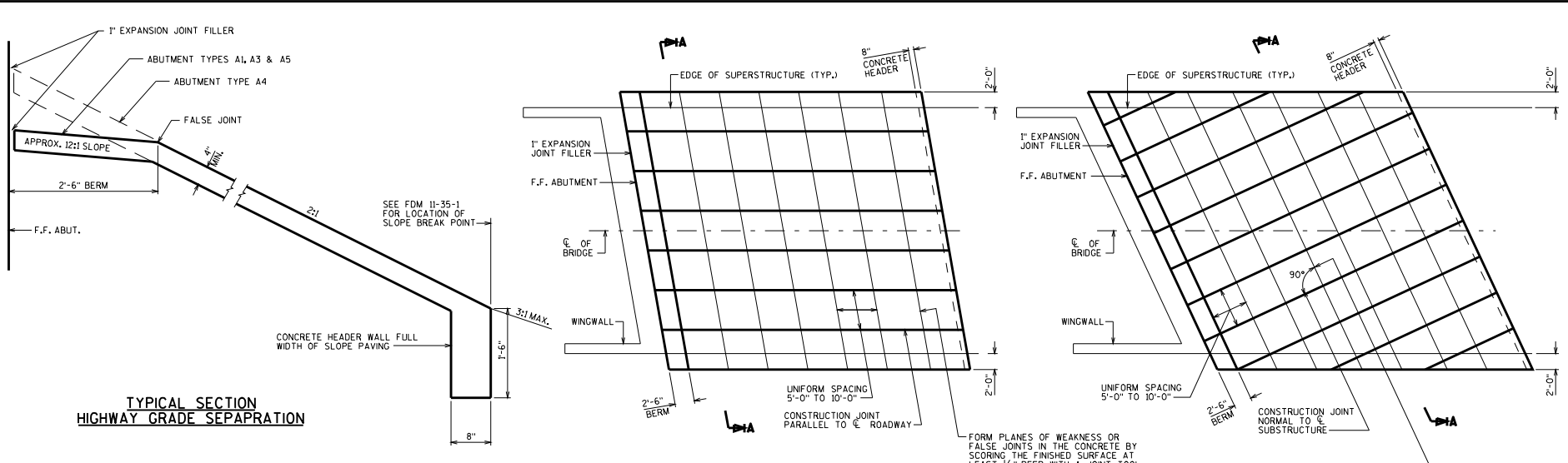
PREFERRED SECTION SHOWN. FOR ALTERNATE SECTION SEE FDM 11-35-1.

**SLOPE PAVING - STRUCTURES (CRUSHED AGGREGATE & SELECT CRUSHED MATERIAL)**

STATE OF WISCONSIN  
DEPARTMENT OF TRANSPORTATION  
STRUCTURES DEVELOPMENT SECTION

APPROVED: *Scot Becker*

DATE:  
7-08



**GENERAL NOTES**  
DETAILS OF CONSTRUCTION NOT SHOWN HEREON SHALL CONFORM TO THE PERTINENT REQUIREMENTS OF THE STANDARD SPECIFICATIONS.

<b>SLOPE PAVING - STRUCTURES (CONCRETE CAST-IN-PLACE)</b>	
STATE OF WISCONSIN DEPARTMENT OF TRANSPORTATION STRUCTURES DEVELOPMENT SECTION	
APPROVED: <i>Scot Becker</i>	DATE: 7-08